

51.2V 280Ah LITHIUM BATTERY

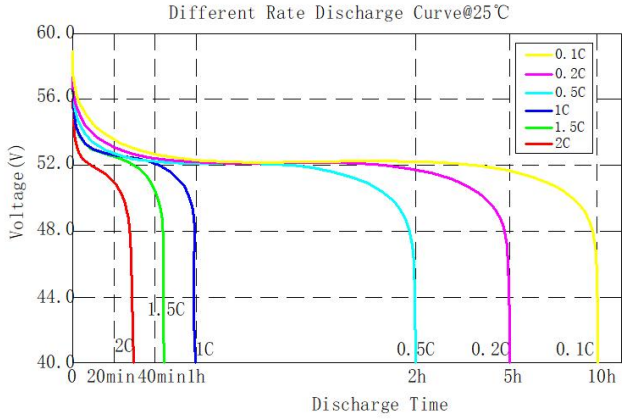
► Features

- A grade brand new prismatic LiFePO4 cells
- > 8000 cycles @80% DOD(25°C, 0.5C)
- Over charge, over discharge, over temperature, low temperature, over current and short circuit protection
- LCD display screen to monitor cell SOC, voltage, temperature and alarm status
- Cell balance function
- Floor-mounted style
- Certificate:UN38.3 MSDS
- Max 8 battery packs can be connected in parallel

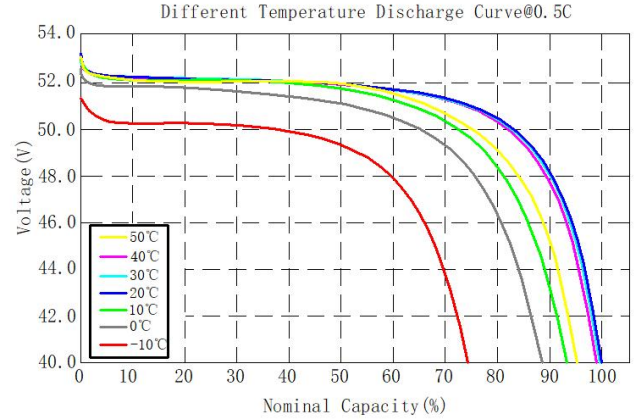
► Electrical Characteristics

Model	LFP14.33KWH51.2V-P65F1
Battery Type	LiFePO4
Nominal Voltage (V)	51.2
Nominal Capacity (AH)	280
Energy (WH)	14336
Pack Mode	16S1P
Continuous Discharge Current (A)	100
Charge Cut-off Voltage (V)	57.6
Discharge Cut-off Voltage (V)	41.6
Max.Charge Current (A)	100
Max.Discharge Current (A)	200
Peak Discharge Current (A)	240@10S
Recommend Discharge Current (A)	100
Recommend Discharge Depth (%)	80
Cycle Life	> 8000 cycles (25°C, 0.5C) 80% DOD
Communication	RS485/RS232/CAN
Function	LCD, Breaker
Charge&Discharge Temperature (°C)	Charge: 0°C~+55°C / Discharge: -20°C~+60°C
Optimal Storage Temperature (°C)	5°C ~ +35°C
Recommend Storage Humidity	20%~80%
Terminal	Quick-plug
Dimensions (W*H*D) (mm)	730*660*250
Weight (Kg)	110.1±0.5 (Estimates)
Certificate	UN38.3 MSDS
IP Class	IP65

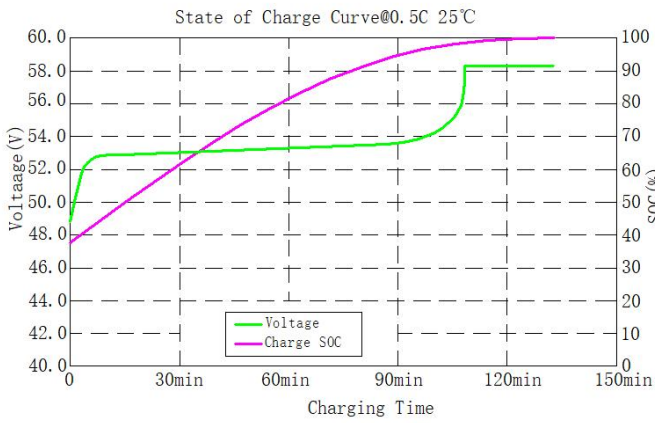
Different Rate Discharge Curve@25°C



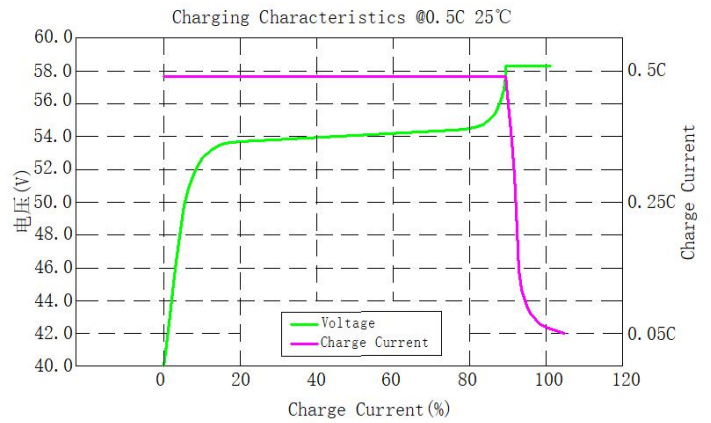
Different Temperature Discharge Curve@0.5C



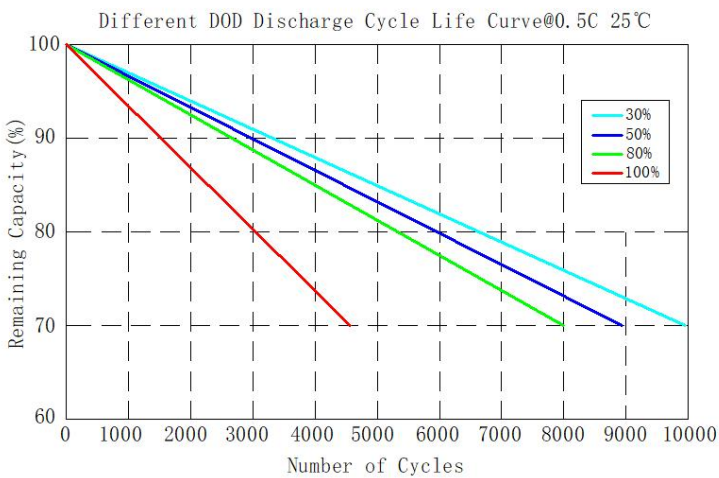
State of Charge Curve@0.5C 25°C



Charging Characteristics@0.5C 25°C



Different DOD Discharge Cycle Life Curve@0.5C 25°C



Different Temperature Self Discharge Curve

